



August 20, 2023

CIO Strategy Bulletin

David Bailin
Chief Investment
Officer, Citi
Global Wealth

Steven Wieting
Chief Investment
Strategist and
Chief Economist

Ken Peng
Head, Asia Pacific
Investment Strategy

Ligang Liu
Head, Asia
Economic Analysis

Calvin Ha
Asia Pacific
Investment Strategist

Joe Fiorica
Head, Global Equity
Investment Strategy

Cecilia Chen
Global Equity
Investment Strategist

China's Economic Distress and its Implications (Part 1)

Summary

- China's equity markets are down 20% from their high of this year and 54% since Feb 2021. Global and domestic investors are wondering what caused China's major change of fortune and what can be done to reverse it.
- Over the past 3 years, China's current administration has been willing to derail national champions in the name of "common prosperity". From e-commerce to online education to car-hailing, China has impacted corporate decision-making, sacrificing rapid growth in revenues and profits for greater state control. As technology emerged as a national security issue for the West, Western governments sought to isolate their markets from China's tech products. Finally, China's alignment with Russia over the Ukraine war caused foreign direct investment to plummet.
- At the center of China's malaise is a growing real estate crisis. China's highly indebted property developers seem certain to drive a wave of corporate defaults. More than 700 unfinished projects await completion nationally.
- China has not taken sufficient actions to boost domestic consumption and make targeted investments in growth industries. While we don't believe this will impact 2023's overall economic growth rates significantly (as much as many assume), it risks a spiral of debt and deflation if its policies do not spark a recovery through 2024.
- Any procrastination in stimulating China's economy risks self-reinforcing negative economic effects. This may result in a "paradox of thrift". As households seek to protect themselves by securing their balance-sheet resources, the economy may collectively face insufficient demand causing government and bank debt burdens to rise disproportionately.
- Many have argued that the disinflationary impulse of Chinese exports on US consumer prices during the past two decades had already run its course. If China does not turn around, it would be another strong factor weighing against the popular view that the US is facing a higher long-term trend rate of inflation.

**INVESTMENT PRODUCTS: NOT FDIC INSURED · NOT CDIC INSURED ·
NOT GOVERNMENT INSURED · NO BANK GUARANTEE · MAY LOSE VALUE**

China's Economy is in Trouble

After 2021's "post-Covid", world-leading 8.5% gain in real GDP, China set new lockdowns. Markets expected a similar growth burst when China lifted all Covid restrictions unilaterally in November 2022. But that second economic acceleration proved illusive. With local equity markets down 20% this year and 54% since Feb 2021, global and domestic investors are wondering what caused China's major change of fortune and what can be done to reverse it.

No major economy pivots from high growth to low growth in a flash. From 1990 – 2022, China's national infrastructure development, real estate to support the migration of 619 million Chinese to urban centers and financing to export manufacturing companies capable of competing on the world stage led to real GDP growth averaging 8.9% per annum. Average urban incomes rose from \$428 to \$16,290 over that time¹. Yet, in 2023, China is likely to see GDP growth of 4%-5% and barring a radical change in policy, the prospects for 2024 look worse.

Over the past 3 years, China's leadership has confounded even the most bullish China optimists. The current administration has been willing to derail national champions in the name of "common prosperity". From e-commerce to online education to car-hailing, China has impacted corporate decision-making, sacrificing rapid growth in revenues and profits for greater state control.

At the same time, China underestimated the will of its trading partners, like the US, to enforce the protection of intellectual capital and weaken economic links for stepped up security. As technology emerged as a national security issue for the West, a second fissure developed when Western governments sought to bifurcate markets for advanced technologies. With China rhetorically siding with Russia after the invasion of Ukraine, trade deteriorated further and foreign direct investment in China has plummeted.

China's Immediate Challenge

Like most economies, China's exports have weakened sharply in 2023 following an initial post COVID boom let (**Figure 1**). Gross merchandise exports are nearly 19% of China's GDP – nearly 3x larger than in the US. To make up for this, China was counting on rapid domestic demand. Instead, China's consumers are showing great caution in spending. In recent months, China's retail sales growth has been lackluster while household savings have actually increased (**Figure 2**). This demonstrates the growing lack of confidence consumers have in their future.

One might have expected China to pull out all the stops when the economy's dismal second quarter results became clear. Actions to boost domestic consumption and make major targeted investments in growth industries would evidence China's strategy of industrial leadership. But this has not materialized. Instead, China has made small gestures to lower interest rates and provide more market liquidity. This has not boosted consumer or business confidence.

¹ Source: Haver Analytics and China National Statics Bureau

Figure 1: China and US: Merchandise Exports Year over Year



Source: Haver analytics through August 2023. Shaded areas are recessions.

Figure 2: US Retail Sales Have Risen Faster Than China's Sales Since COVID First Struck



China's Real Estate Crisis Continues to Build

Real estate has historically played a major, positive role in the growth of family wealth for the Chinese. Rather than investing in stocks, homes have been a rising, safe store of value.

The current housing downcycle began in 3Q 2020 and has just entered the 12th quarter, the longest downturn on record. The long and deep contraction has had material impact on the Chinese economy which relies on real estate for about a quarter of China's GDP. The sector's economic and social importance means global investors closely monitor housing data and policies to assess domestic consumption and industrial activity.

China's loose lending policies allowed real estate developers to build too many residential units across hundreds of its largest urban centers, many in cities that won't find demand. Now, China's highly indebted property developers seem certain to drive a wave of corporate defaults. More than 700 unfinished projects await completion. Many purchases are financed by individuals who fund construction with periodic deposits. But even more are speculative units funded by state-sponsored banks and bond issuances.

No Walk in the Country Garden

The recent escalation in China's real estate crisis revolved around Country Garden, once China's largest developer by contracted sales between 2017-2022. The company has 3,121 developments in China and maintains a large landbank that covers 1,425 locations of which 90% are in China's most overbuilt Tier 3 & Tier 4 cities². Lower tier cities are seeing the worst of the price and sales declines, adding massive pressure on developers who depended on fast turnover in those cities. The local government finances in lower tier cities are also more dependent on the real estate market, and are more at risk if no effective policies are implemented to ringfence the debt. As such, Country Garden's woes have increased fears of systemic contagion.

Country Garden had record turnover of CNY 551bn (USD \$78bn) on a gross basis in 2022. Like other builders, sales are now contracting severely, sinking prices. (Figures 3 & 4). Recent estimates suggest that home prices in China are down more than 20% on average with more than 521 million square meters of units "on the market" (Figure 5).

Of Country Garden's USD \$200 billion liabilities about half are deposits received from home buyers, 30% are accounts payable and the remainder are interest bearing debt, including onshore and offshore loans, onshore and offshore loans and bonds. Country Garden has missed two-dollar bond coupons due 6th August 2023, a strong indication of the company's rapidly

² City tiers are a common way for observers to classify Chinese cities according to their size and level of development. While there isn't an officially defined criteria, there is broad agreement that there are 4 tier 1 cities, about 30 tier 2 cities, about 70 tier 3 cities, while the remainder of China's 613 cities are of lower tiers.

Citi Global Wealth Investments deteriorating liquidity. Adding to concerns that a restructuring may be imminent. Once a developer experiences a negative credit event, homebuyers' confidence tends to be severely hampered., making it even more difficult to generate cash flow.

Figure 3: Tier-3/4 Cities Primary Sales by GFA

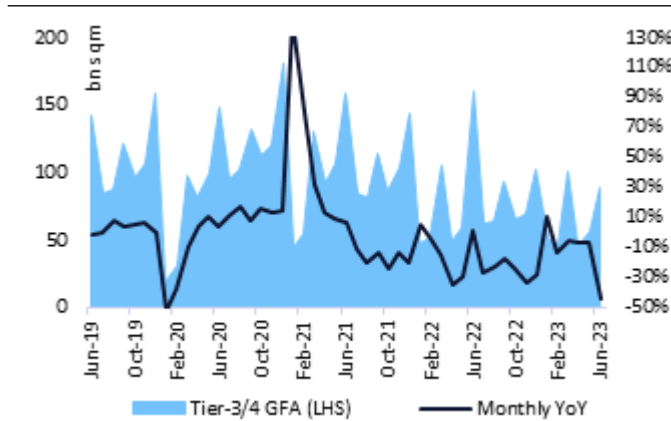
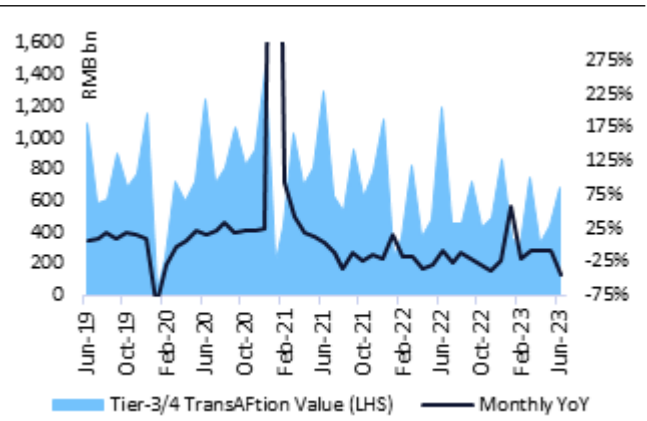
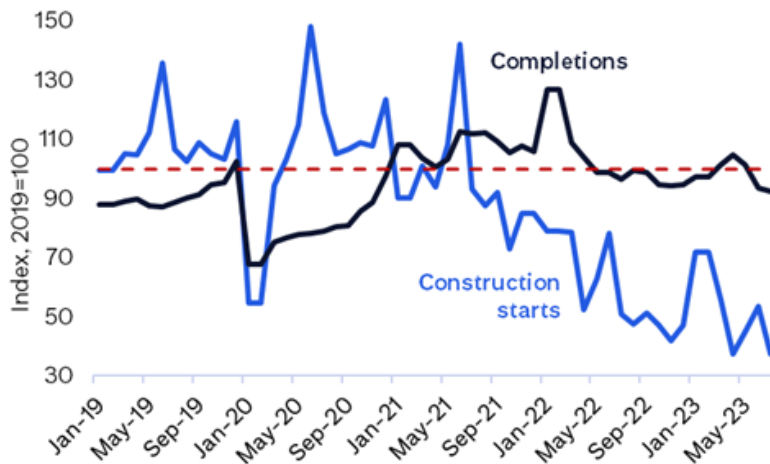


Figure 4: Tier-3/4 Cities Primary Sales by Transaction Value



Source: CRIC, as of August 19, 2023

Figure 5: Construction starts continued to fall



Source: CRIC, as of August 17, 2023

What the Real Estate Crisis Means to China

Fixed asset investment in China is more than 40% of GDP. With exports down and consumer spending cooling, China's economic outlook is highly dependent on a turnaround. Chinese authorities have signaled a sharp easing of previously restrictive conditions to dissuade property speculation. However, the public has not responded with a turnaround in spending. While we don't believe this will impact 2023's overall economic growth rates significantly (as much as many assume), it risks a spiral of debt and deflation if its policies do not spark a recovery through 2024.

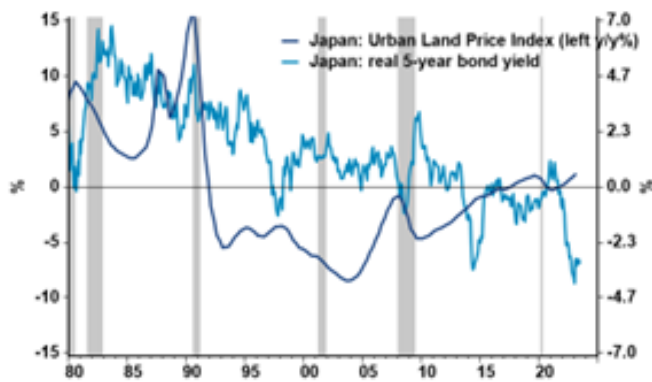
Historical Precedents in the US and Japan

Prior to and following the Global Financial Crisis, it took four years for US real estate investment to bottom following an over-development binge. The US benefited from bankruptcy and restructuring processes available through its legal system. The federal government also provided capital to major banks to allow them to survive the extensive write-offs necessitated by their bad loans. And many bondholders in the US took extensive losses. Yet, along with a radical easing of monetary policy, including zero interest rates, the decisive US actions led to a reflation of real estate prices and a gradual normalization of inflation across its economy.

The US also heeded of the lessons learned from the period of Japanese deflation that followed the bursting of its property bubble in 1989. Japanese officials responded cautiously to their crisis to avoid boosting asset prices. For many years, half-hearted small fiscal easing steps were taken and withdrawn. Japan then suffered a mild deflation for most of two decades until far stronger easing steps were finally taken about 10 years ago (**Figure 6**).

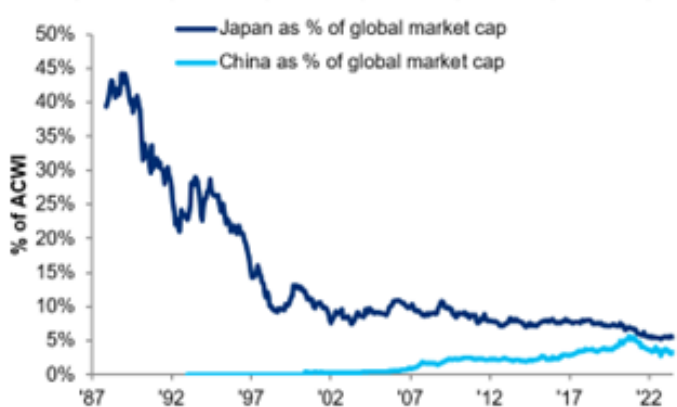
Japan's bubble at the inception of its crisis and the situation in China are not identical. There are material differences in banking, financial linkages to the world and the country's relative state of economic development. Japan's property prices surged far more in the 1980s than China's have over the last decade. And the difference in equity market valuations is far more stark. At its 1990 peak, Japan's equity market was nearly 45% of the world's total market capitalization. In 2021, China's was just 5% of the world's total equity value (**Figure 7**). When Japan's equity bubble burst, it was trading at roughly 8x the value of China's stock market, already down 52% from its 2021 peak (**Figures 8-9**).

Figure 6: Japan Property Prices Crashed in 1990, Policy Rates Only Fell to 1% in 1995, Leaving Real Yields High



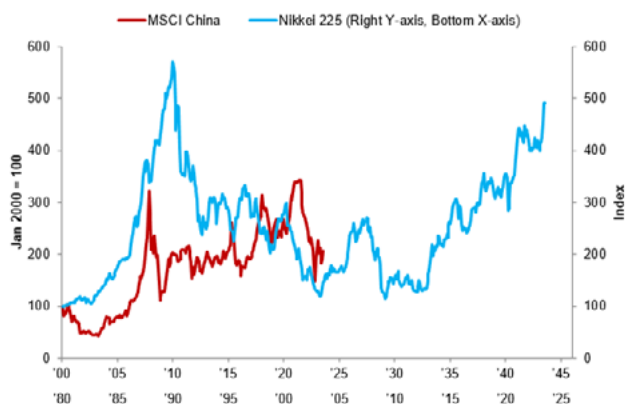
Source: Haver analytics through August 15, 2023. Shaded areas are recessions. Past performance is no guarantee of future results. Real results may vary

Figure 7: China vs Japan Equity Market as % of World Market Capital

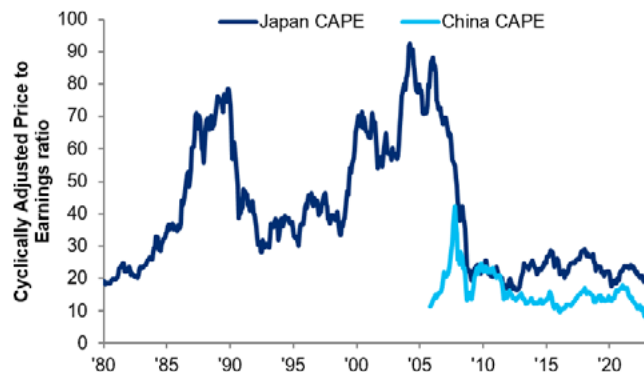


Source: MSCI, Haver analytics through August 15, 2009. Past performance is no guarantee of future results. Real results may vary

Figure 8: Japan vs China Equity Market: Compare 1980s to 2010s **Figure 9: Japan vs China Equity: Cycle Adjusted Price/Earnings**



Source: MSCI through August 15, 2009. An investor cannot invest directly in an index. They are shown for illustrative purposes only and do not represent the performance of any specific investment. Index returns do not include any expenses, fees or sales charges, which would lower performance. Past performance is no guarantee of future results. Real results may vary.



Source: Haver analytics through August 15, 2009. An investor cannot invest directly in an index. They are shown for illustrative purposes only and do not represent the performance of any specific investment. Index returns do not include any expenses, fees or sales charges, which would lower performance. Past performance is no guarantee of future results. Real results may vary. The CAPE ratio is a valuation measure that uses real earnings per share (EPS) over a 10-year period to smooth out fluctuations in corporate profits that occur over different periods of a business cycle

China’s Policy Response

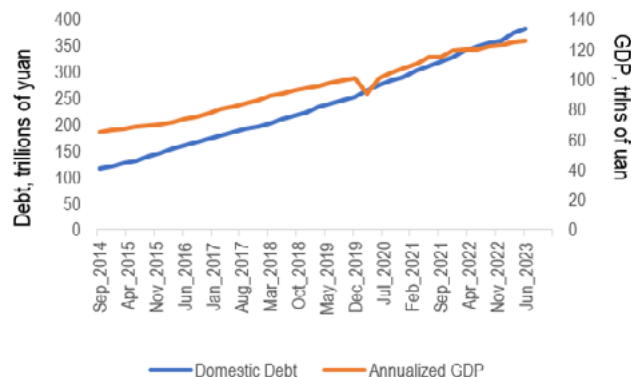
The lessons of Japan (and the US in the 1930s) should be quite clear to the Chinese government. Unless policymakers get ahead of deflationary expectations and ease forcefully, a hard, painful deleveraging becomes likely. This would cause healthy parts of the Chinese economy to be dragged down along with the industries in need of fundamental restructuring.

We believe any procrastination in stimulating China’s economy risks self-reinforcing negative economic effects. Yet, China’s policymakers are seeking to avoid rewarding mistakes with “bailouts.” They continue to seek “higher quality growth” rather than a more rapid change in consumer spending.

This may result in a “paradox of thrift”. As households seek to protect themselves by securing their balance-sheet resources, the economy may collectively face insufficient demand causing government and bank debt burdens to rise disproportionately. This would, in turn, require even stronger and more costly stimulus measures later.

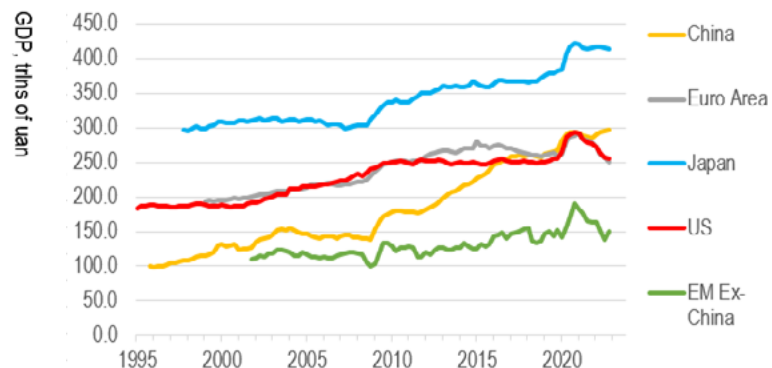
Servicing debt requires income generated by economic output (**Figures 10-11**). When an economy is overheating in an inflationary period, it can be helpful to “deleverage” to slow growth. But doing so in a period of already low inflation and high unemployment risks a self-reinforcing deflation (**Figure 12**).

Figure 10: China Nominal GDP and Domestic Debt



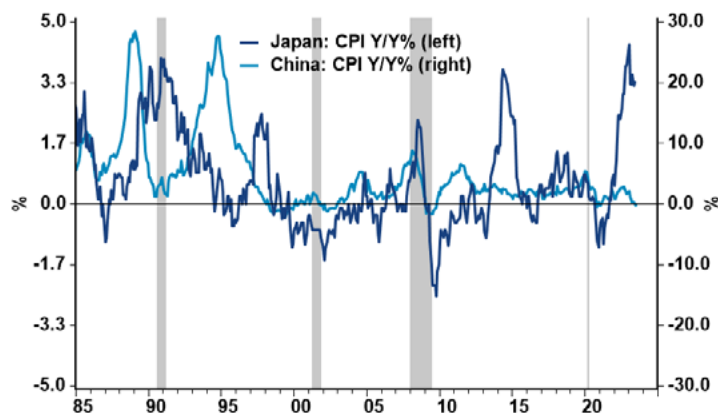
Source: Haver analytics through August 15, 2023. Shaded areas are recessions

Figure 11: Non-Financial Debt as % of GDP: China, EM-Ex-China, Euro Area, Japan, US



Source: BIS through August 15, 2023.

Figure 12: CPI Year over Year: China vs Japan



Source: Haver analytics through August 15, 2023. Shaded areas are recessions. An investor cannot invest directly in an index. They are shown for illustrative purposes only and do not represent the performance of any specific investment. Index returns do not include any expenses, fees or sales charges, which would lower performance. Past performance is no guarantee of future results. Real results may vary

China’s Big Decisions

China will either stimulate broadly again as it did in 2008 and 2020, or fall behind in a way that is reminiscent of Japan from a macroeconomic policy perspective.

It is essential that China’s policymakers contain the damage from its unfolding real estate crisis. A first order priority must be the ringfencing of the national real estate problem. For example, China may have to contain local government finances in the lower-tier cities to facilitate the restructuring developer debts. This would reduce systemic risk meaningfully.

The country will also have to drive demand for real estate. Residential property sales growth remained negative in 2022. With many projects unfinished, property buyers are reluctant to take on risk despite substantial price cuts and supportive government policies like the 31-point plan released last month. To restore confidence, the government will need to provide capital access to allow the completion of specific projects over time. This will benefit employment and begin to restore demand as consumers see progress.

China has intervened to support its real estate markets before. Property policy support occurred during previous economic cycles: 2008-09, 2012-13 and 2015-16 when fiscal stimulus, monetary easing and credit expansion were all rolled out. While the current problem is systemic and materially larger, there is historical precedent for interventions and support.

A Domestic Consumption Boost

As suggested by the weak trade growth numbers in July (exports -14.5%/y/y, imports -12.4%/y/y), domestic demand is contracting at a fast-than-expected pace, while external demand for Chinese goods continues to fall.

As such, stimulating domestic investment and demand is necessary. While China may want to avoid fiscal weakening and repeating stimulus, an under-employed economy needs this. Central government fiscal support for provincial governments, infrastructure and real estate restructuring could amount to between 5%-10% of Chinese nominal GDP through 2024. The spending would boost hiring and consumption. While this seems large, it would be significantly less than US COVID-related spending in both 2020 and 2021.

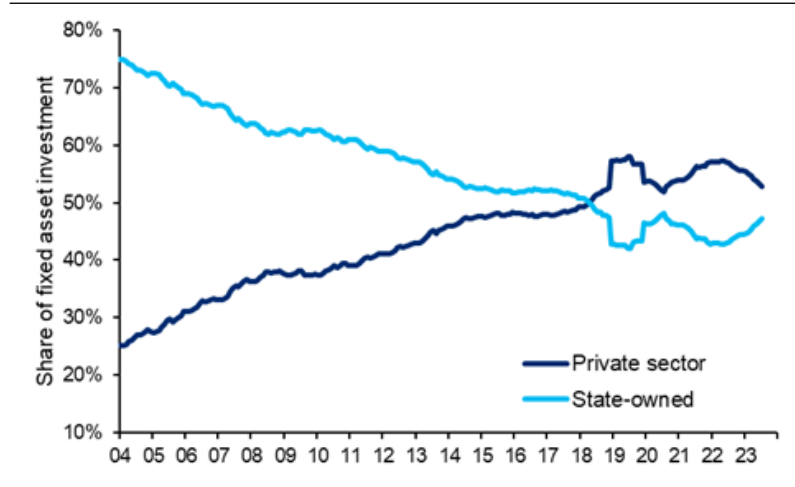
Finally, ending much of the regulatory clampdown, including constraints on platform tech companies, education and other sectors, would help restore business confidence. In recent months, policymakers and major government officials, including President Xi, have emphasized that reviving the private sector is one of top policy objectives. Bold actions need to follow the statements.

What Happens if China Does Not Respond Decisively?

China's consumer prices fell marginally over the past year. With producer prices falling 4.4% over the same period, industrial profits fell about 9%. These profits won't turn around until demand improves. Until such time, private investment in China will also weaken (**Figure 13**). If this is allowed to continue, the severe real estate credit weakness will broaden to healthier sectors and China's economy would stall at a lower equilibrium level.

Even though official pronouncements from China are showing increasing urgency, we have not seen a meaningful emphasis from top leadership on major reforms and stimulus.

Figure 13: Share of fixed asset investment – private sector



Source: Bloomberg, Haver Analytics, as of August 17, 2023

Disinflation in China May Benefit Western Markets

If China stays on its present course of slow and insufficient stimulative action, we would view consequent strength in the US dollar, weakness in Chinese demand and falling export prices to be a global disinflationary force.

Chinese export prices have already fallen 7% over the past year. Many have argued that the disinflationary impulse of Chinese exports on US consumer prices during the past two decades had already run its course. If China does not turn around, it would be another strong factor weighing against the popular view that the US is facing a higher long-term trend rate of inflation.

Impact on US Bond Markets

With US bond yields at 16-year highs, inflation diminishing and global demographics not dissimilar to China's, we believe the case for high grade US bonds is increasingly compelling (**Figure 14**).

Figure 14: US Treasury 5-year Note Yield (%)



Source: Haver analytics through August 18, 2023. Shaded areas are recessions.

CIO Strategy Webcast Series

Join us each week on
Thursday at 11:30am EST

LIVE Q&A TO FOLLOW



Join us each week on Thursday at 11:30am EST for a conversation with senior investment professionals and external thought leaders on timely market events and ask your most pressing questions.

[Register now](#)

Important Information

In any instance where distribution of this communication (“Communication”) is subject to the rules of the US Commodity Futures Trading Commission (“CFTC”), this communication constitutes an invitation to consider entering into a derivatives transaction under US CFTC Regulations §§ 1.71 and 23.605, where applicable, but is not a binding offer to buy/sell any financial instrument.

This Communication is prepared by Citi Global Wealth Investments (“CGWI”) which is comprised of the Investments and Capital Markets capabilities of Citi Private Bank, Citi Global Wealth at Work, Citi Personal Wealth Management and International Personal Bank U.S.

Citi Private Bank, Citi Global Wealth at Work, Citi Personal Wealth Management are businesses of Citigroup Inc. (“Citigroup”), which provide clients access to a broad array of products and services available through bank and non-bank affiliates of Citigroup. Not all products and services are provided by all affiliates or are available at all locations. In the U.S., investment products and services are provided by Citigroup Global Markets Inc. (“CGMI”), member FINRA and SIPC, Citi Private Advisory, LLC (“CPA”), member FINRA and SIPC, and Citi Global Alternatives, LLC (“CGA”). CPA acts as distributor of certain alternative investment products to certain eligible clients’ segments. CGMI accounts are carried by Pershing LLC, member FINRA, NYSE, SIPC. Investment management services (including portfolio management) are available through CGMI, CGA, Citibank, N.A. and other affiliated advisory businesses. Insurance is offered by Citi Personal Wealth Management through Citigroup Life Agency LLC (“CLA”). In California, CLA does business as Citigroup Life Insurance Agency, LLC (license number 0G56746). CGMI, CPA, CGA, CLA and Citibank, N.A. are affiliated companies under the common control of Citigroup.

Outside the U.S., investment products and services are provided by other Citigroup affiliates. Investment Management services (including portfolio management) are available through CGMI, CGA, Citibank, N.A. and other affiliated advisory businesses. These Citigroup affiliates, including CGA, will be compensated for the respective investment management, advisory, administrative, distribution and placement services they may provide.

International Personal Bank U.S. (“IPB U.S.”) is a business of Citigroup which provides its clients access to a broad array of products and services available through Citigroup, its bank and non-bank affiliates worldwide (collectively, “Citi”). Through IPB U.S. prospects and clients have access to the Citigold® Private Client International, Citigold® International, International Personal, Citi Global Executive Preferred, and Citi Global Executive Account Packages. Investment products and services are made available through Citi Personal Investments International (“CPII”), a business of Citigroup which offers securities through CGMI, member FINRA and SIPC, an investment advisor and broker–dealer registered with the Securities and Exchange Commission CGMI, and investment accounts are carried by Pershing LLC, member FINRA, NYSE, and SIPC. Insurance is offered by CPII through CLA. In California, CLA does business as Citigroup Life Insurance Agency, LLC (license number 0G56746). Citibank, N.A., CGMI and CLA are affiliated companies under common control of Citigroup Inc.

CGWI personnel are not research analysts, and the information in this Communication is not intended to constitute “research”, as that term is defined by applicable regulations. Unless otherwise indicated, any reference to a research report or research recommendation is not intended to represent the whole report and is not in itself considered a recommendation or research report.

This Communication is provided for information and discussion purposes only, at the recipient’s request. The recipient should notify CGWI immediately should it at any time wish to cease being provided with such information. Unless otherwise indicated, (i) it does not constitute an offer or recommendation to purchase or sell any security, financial instrument or other product or service, or to attract any funding or deposits, and (ii) it does not constitute a solicitation if it is not subject to the rules of the CFTC (but see discussion above regarding communication subject to CFTC rules) and (iii) it is not intended as an official confirmation of any transaction.

Unless otherwise expressly indicated, this Communication does not take into account the investment objectives, risk profile or financial situation of any particular person and as such, investments mentioned in this document may not be suitable for all investors. Citi is not acting as an investment or other advisor, fiduciary or agent. The information contained herein is not intended to be an exhaustive discussion of the strategies or concepts mentioned herein or tax or legal advice. Recipients of this Communication should obtain advice based on their own individual circumstances from their own tax, financial, legal, and other advisors about the risks and merits of any transaction before making an investment decision, and only make such decisions on the basis of their own objectives, experience, risk profile and resources.

The information contained in this Communication is based on generally available information and, although obtained from sources believed by Citi to be reliable, its accuracy and completeness cannot be assured, and such information may be incomplete or condensed. Any assumptions or information contained in this Communication constitute a judgment only as of the date of this document or on any specified dates and is subject to change without notice. Insofar as this Communication may contain historical and forward-looking information, past performance is neither a guarantee nor an indication of future results, and future results may not meet expectations due to a variety of economic, market and other factors. Further, any projections of potential risk or return are illustrative and should not be taken as limitations of the maximum possible loss or gain. Any prices, values or estimates provided in this Communication (other than those that are identified as being historical) are indicative only, may change without notice and do not represent firm quotes as to either price or size, nor reflect the value Citi may assign a security in its inventory. Forward looking information does not indicate a level at which Citi is prepared to do a trade and may not account for all relevant assumptions and future conditions. Actual conditions may vary substantially from estimates which could have a negative impact on the value of an instrument.

Views, opinions and estimates expressed herein may differ from the opinions expressed by other Citi businesses or affiliates and are not intended to be a forecast of future events, a guarantee of future results, or investment advice, and are subject to change without notice based on market and other conditions. Citi is under no duty to update this document and accepts no liability for any loss (whether direct, indirect or consequential) that may arise from any use of the information contained in or derived from this Communication.

None of the financial instruments or other products mentioned in this Communication (unless expressly stated otherwise) is (i) insured by the Federal Deposit Insurance Corporation or any other governmental authority, or (ii) deposits or other obligations of, or guaranteed by Citi or any other insured depository institution.

Citi often acts as an issuer of financial instruments and other products, acts as a market maker and trades as principal in many different financial instruments and other products, and can be expected to perform or seek to perform investment banking and other services for the issuer of such financial instruments or other products. The author of this Communication may have discussed the information contained therein with others within or outside Citi, and the author and/or such other Citi personnel may have already acted on the basis of this information (including by trading for Citi's proprietary accounts or communicating the information contained herein to other customers of Citi). Citi, Citi's personnel (including those with whom the author may have consulted in the preparation of this communication), and other customers of Citi may be long or short the financial instruments or other products referred to in this Communication, may have acquired such positions at prices and market conditions that are no longer available, and may have interests different from or adverse to your interests.

IRS Circular 230 Disclosure: Citi and its employees are not in the business of providing, and do not provide, tax or legal advice to any taxpayer outside Citi. Any statement in this Communication regarding tax matters is not intended or written to be used, and cannot be used or relied upon, by any taxpayer for the purpose of avoiding tax penalties. Any such taxpayer should seek advice based on the taxpayer's particular circumstances from an independent tax advisor.

Neither Citi nor any of its affiliates can accept responsibility for the tax treatment of any investment product, whether or not the investment is purchased by a trust or company administered by an affiliate of Citi. Citi assumes that, before making any commitment to invest, the investor and (where applicable, its beneficial owners) have taken whatever tax, legal or other advice the investor/beneficial owners consider necessary and have arranged to account for any tax lawfully due on the income or gains arising from any investment product provided by Citi.

This Communication is for the sole and exclusive use of the intended recipients and may contain information proprietary to Citi which may not be reproduced or circulated in whole or in part without Citi's prior consent. The manner of circulation and distribution may be restricted by law or regulation in certain countries. Persons who come into possession of this document are required to inform themselves of, and to observe such restrictions. Citi accepts no liability whatsoever for the actions of third parties in this respect. Any unauthorized use, duplication, or disclosure of this document is prohibited by law and may result in prosecution.

Other businesses within Citigroup Inc. and affiliates of Citigroup Inc. may give advice, make recommendations, and take action in the interest of their clients, or for their own accounts, that may differ from the views expressed in this document. All expressions of opinion are current as of the date of this document and are subject to change without notice. Citigroup Inc. is not obligated to provide updates or changes to the information contained in this document.

The expressions of opinion are not intended to be a forecast of future events or a guarantee of future results. Past performance is not a guarantee of future results. Real results may vary.

Although information in this document has been obtained from sources believed to be reliable, Citigroup Inc. and its affiliates do not guarantee its accuracy or completeness and accept no liability for any direct or consequential losses arising from its use. Throughout this publication where charts indicate that a third party (parties) is the source, please note that the attributed may refer to the raw data received from such parties. No part of this document may be copied, photocopied or duplicated in any form or by any means, or distributed to any person that is not an employee, officer, director, or authorized agent of the recipient without Citigroup Inc.'s prior written consent.

Citigroup Inc. may act as principal for its own account or as agent for another person in connection with transactions placed by Citigroup Inc. for its clients involving securities that are the subject of this document or future editions of the document.

RISKS

Investments in financial instruments or other products carry significant risk, including the possible loss of the principal amount invested. Financial instruments or other products denominated in a foreign currency are subject to exchange rate fluctuations, which may have an adverse effect on the price or value of an investment in such products. This Communication does not purport to identify all risks or material considerations which may be associated with entering into any transaction.

Structured products can be highly illiquid and are not suitable for all investors. Additional information can be found in the disclosure documents of the issuer for each respective structured product described herein. Investing in structured products is intended only for experienced and sophisticated investors who are willing and able to bear the high economic risks of such an investment. Investors should carefully review and consider potential risks before investing.

OTC derivative transactions involve risk and are not suitable for all investors. Investment products are not insured, carry no bank or government guarantee, and may lose value. Before entering into these transactions, you should: (i) ensure that you have obtained and considered relevant information from independent reliable sources concerning the financial, economic and political conditions of the relevant markets; (ii) determine that you have the necessary knowledge, sophistication and experience in financial, business and investment matters to be able to evaluate the risks involved, and that you are financially able to bear such risks; and (iii) determine, having considered the foregoing points, that capital markets transactions are suitable and appropriate for your financial, tax, business and investment objectives.

This material may mention options regulated by the US Securities and Exchange Commission. Before buying or selling options you should obtain and review the current version of the [Options Clearing Corporation booklet](#), Characteristics and Risks of Standardized Options. A copy of the booklet can be obtained upon request from Citigroup Global Markets Inc., 390 Greenwich Street, 3rd Floor, New York, NY 10013.

If you buy options, the maximum loss is the premium. If you sell put options, the risk is the entire notional below the strike. If you sell call options, the risk is unlimited. The actual profit or loss from any trade will depend on the price at which the trades are executed. The prices used herein are historical and may not be available when you order is entered. Commissions and other transaction costs are not considered in these examples. Option trades in general and these trades in particular may not be appropriate for every investor. Unless noted otherwise, the source of all graphs and tables in this report is Citi. Because of the importance of tax considerations to all option transactions, the investor considering options should consult with his/her tax advisor as to how their tax situation is affected by the outcome of contemplated options transactions.

Bonds are affected by a number of risks, including fluctuations in interest rates, credit risk and prepayment risk. In general, as prevailing interest rates rise, fixed income securities prices will fall. Bonds face credit risk if a decline in an issuer's credit rating, or creditworthiness, causes a bond's price to decline. High yield bonds are subject to additional risks such as increased risk of default and greater volatility because of the lower credit quality of the issues. Finally, bonds can be subject to prepayment risk. When interest rates fall, an issuer may choose to borrow money at a lower interest rate, while paying off its previously issued bonds. As a consequence, underlying bonds will lose the interest payments from the investment and will be forced to reinvest in a market where prevailing interest rates are lower than when the initial investment was made.

Bond rating equivalence			
Alpha and/or numeric symbols used to give indications of relative credit quality. In the municipal market, these designations are published by the rating services. Internal ratings are also used by other market participants to indicate credit quality.			
Bond credit quality ratings	Rating agencies		
Credit risk	Moody's ¹	Standard and Poor's ²	Fitch Ratings ²
Investment Grade			
Highest quality	Aaa	AAA	AAA
High quality (very strong)	Aa	AA	AA
Upper medium grade (Strong)	A	A	A
Medium grade	Baa	BBB	BBB
Not Investment Grade			
Lower medium grade (somewhat speculative)	Ba	BB	BB
Low grade (speculative)	B	B	B
Poor quality (may default)	Caa	CCC	CCC
Most speculative	Ca	CC	CC
No interest being paid or bankruptcy petition filed	C	D	C
In default	C	D	D

¹ The ratings from Aa to Ca by Moody's may be modified by the addition of a 1, 2, or 3 to show relative standing within the category.
² The ratings from AA to CC by Standard and Poor's and Fitch Ratings may be modified by the addition of a plus or a minus to show relative standing within the category.

(MLP's) - Energy Related MLPs May Exhibit High Volatility. While not historically very volatile, in certain market environments Energy Related MLPS may exhibit high volatility.

Changes in Regulatory or Tax Treatment of Energy Related MLPs. If the IRS changes the current tax treatment of the master limited partnerships included in the Basket of Energy Related MLPs thereby subjecting them to higher rates of taxation, or if other regulatory authorities enact regulations which negatively affect the ability of the master limited partnerships to generate income or distribute dividends to holders of common units, the return on the Notes, if any, could be dramatically reduced. Investment in a basket of Energy Related MLPs may expose the investor to concentration risk due to industry, geographical, political, and regulatory concentration.

Mortgage-backed securities ("MBS"), which include collateralized mortgage obligations ("CMOs"), also referred to as real estate mortgage investment conduits ("REMICs"), may not be suitable for all investors. There is the possibility of early return of principal due to mortgage prepayments, which can reduce expected yield and result in reinvestment risk. Conversely, return of principal may be slower than initial prepayment speed assumptions, extending the average life of the security up to its listed maturity date (also referred to as extension risk).

Additionally, the underlying collateral supporting non-Agency MBS may default on principal and interest payments. In certain cases, this could cause the income stream of the security to decline and result in loss of principal. Further, an insufficient level of credit support may result in a downgrade of a mortgage bond's credit rating and lead to a higher probability of principal loss and increased price volatility. Investments in

subordinated MBS involve greater credit risk of default than the senior classes of the same issue. Default risk may be pronounced in cases where the MBS security is secured by, or evidencing an interest in, a relatively small or less diverse pool of underlying mortgage loans.

MBS are also sensitive to interest rate changes which can negatively impact the market value of the security. During times of heightened volatility, MBS can experience greater levels of illiquidity and larger price movements. Price volatility may also occur from other factors including, but not limited to, prepayments, future prepayment expectations, credit concerns, underlying collateral performance and technical changes in the market.

Alternative investments referenced in this report are speculative and entail significant risks that can include losses due to leveraging or other speculative investment practices, lack of liquidity, volatility of returns, restrictions on transferring interests in the fund, potential lack of diversification, absence of information regarding valuations and pricing, complex tax structures and delays in tax reporting, less regulation and higher fees than mutual funds and advisor risk.

Asset allocation does not assure a profit or protect against a loss in declining financial markets.

The indexes are unmanaged. An investor cannot invest directly in an index. They are shown for illustrative purposes only and do not represent the performance of any specific investment. Index returns do not include any expenses, fees or sales charges, which would lower performance.

Past performance is no guarantee of future results.

International investing entails greater risk, as well as greater potential rewards compared to US investing. These risks include political and economic uncertainties of foreign countries as well as the risk of currency fluctuations. These risks are magnified in countries with emerging markets, since these countries may have relatively unstable governments and less established markets and economics.

Investing in smaller companies involves greater risks not associated with investing in more established companies, such as business risk, significant stock price fluctuations and illiquidity.

Factors affecting commodities generally, index components composed of futures contracts on nickel or copper, which are industrial metals, may be subject to a number of additional factors specific to industrial metals that might cause price volatility. These include changes in the level of industrial activity using industrial metals (including the availability of substitutes such as manmade or synthetic substitutes); disruptions in the supply chain, from mining to storage to smelting or refining; adjustments to inventory; variations in production costs, including storage, labor and energy costs; costs associated with regulatory compliance, including environmental regulations; and changes in industrial, government and consumer demand, both in individual consuming nations and internationally. Index components concentrated in futures contracts on agricultural products, including grains, may be subject to a number of additional factors specific to agricultural products that might cause price volatility. These include weather conditions, including floods, drought and freezing conditions; changes in government policies; planting decisions; and changes in demand for agricultural products, both with end users and as inputs into various industries.

The information contained herein is not intended to be an exhaustive discussion of the strategies or concepts mentioned herein or tax or legal advice. Readers interested in the strategies or concepts should consult their tax, legal, or other advisors, as appropriate.

Diversification does not guarantee a profit or protect against loss. Different asset classes present different risks.

COUNTRY DISCLOSURES

Citibank, N.A., Hong Kong / Singapore organized under the laws of U.S.A. with limited liability. This communication is distributed in Hong Kong by Citi Private Bank operating through Citibank N.A., Hong Kong Branch, which is registered in Hong Kong with the Securities and Futures Commission for Type 1 (dealing in securities), Type 4 (advising on securities), Type 6 (advising on corporate finance) and Type 9 (asset management) regulated activities with CE No: (AAP937) or in Singapore by Citi Private Bank operating through Citibank, N.A., Singapore Branch which is regulated by the Monetary Authority of Singapore. Any questions in connection with the contents in this communication should be directed to registered or licensed representatives of the relevant aforementioned entity. The contents of this communication have not been reviewed by any regulatory authority in Hong Kong or any regulatory authority in Singapore. This communication contains confidential and proprietary information and is intended only for recipient in accordance with accredited investors requirements in Singapore (as defined under the Securities and Futures Act (Chapter 289 of Singapore) (the "Act") and professional investors requirements in Hong Kong (as defined under the Hong Kong Securities and Futures Ordinance and its subsidiary legislation). For regulated asset management services, any mandate will be entered into only with Citibank, N.A., Hong Kong Branch and/or Citibank, N.A. Singapore Branch, as applicable. Citibank, N.A., Hong Kong Branch or Citibank, N.A., Singapore Branch may sub-delegate all or part of its mandate to another Citigroup affiliate or other branch of Citibank, N.A. Any references to named portfolio managers are for your information only, and this communication shall not be construed to be an offer to enter into any portfolio management mandate with any other Citigroup affiliate or other branch of Citibank, N.A. and, at no time will any other Citigroup affiliate or other branch of Citibank, N.A. or any other Citigroup affiliate enter into a mandate relating to the above portfolio with you. To the extent this communication is provided to clients who are booked and/or managed in Hong Kong: No other statement(s) in this communication shall operate to remove, exclude or restrict any of your rights or obligations of Citibank under applicable laws and regulations. Citibank, N.A., Hong Kong Branch does not intend to rely on any provisions

herein which are inconsistent with its obligations under the Code of Conduct for Persons Licensed by or Registered with the Securities and Futures Commission, or which mis-describes the actual services to be provided to you.

Citibank, N.A. is incorporated in the United States of America and its principal regulators are the US Office of the Comptroller of Currency and Federal Reserve under US laws, which differ from Australian laws. Citibank, N.A. does not hold an Australian Financial Services License under the Corporations Act 2001 as it enjoys the benefit of an exemption under ASIC Class Order CO 03/1101 (remade as ASIC Corporations (Repeal and Transitional) Instrument 2016/396 and extended by ASIC Corporations (Amendment) Instrument 2022/623).

In the United Kingdom, Citibank N.A., London Branch (registered branch number BR001018), Citigroup Centre, Canada Square, Canary Wharf, London, E14 5LB, is authorized and regulated by the Office of the Comptroller of the Currency (USA) and authorized by the Prudential Regulation Authority. Subject to regulation by the Financial Conduct Authority and limited regulation by the Prudential Regulation Authority. Details about the extent of our regulation by the Prudential Regulation Authority are available from us on request. The contact number for Citibank N.A., London Branch is +44 (0)20 7508 8000.

Citibank Europe plc (UK Branch) is a branch of Citibank Europe plc, which is authorised and regulated by the Central Bank of Ireland and the European Central Bank. Authorised by the Prudential Regulation Authority. Subject to regulation by the Financial Conduct Authority and limited regulation by the Prudential Regulation Authority. Details about the extent of our regulation by the Prudential Regulation Authority are available from us on request. Citibank Europe plc, UK Branch is registered as a branch in the register of companies for England and Wales with registered branch number BR017844. Its registered address is Citigroup Centre, Canada Square, Canary Wharf, London E14 5LB. VAT No.: GB 429 6256 29. Citibank Europe plc is registered in Ireland with number 132781, with its registered office at 1 North Wall Quay, Dublin 1. Citibank Europe plc is regulated by the Central Bank of Ireland. Ultimately owned by Citigroup Inc., New York, USA.

Citibank Europe plc, Luxembourg Branch, registered with the Luxembourg Trade and Companies Register under number B 200204, is a branch of Citibank Europe plc. It is subject to the joint supervision of the European Central bank and the Central Bank of Ireland. It is furthermore subject to limited regulation by the Commission de Surveillance du Secteur Financier (the CSSF) in its role as host Member State authority and registered with the CSSF under number B00000395. Its business office is at 31, Z.A. Bourmicht, 8070 Bertrange, Grand Duchy of Luxembourg. Citibank Europe plc is registered in Ireland with company registration number 132781. It is regulated by the Central Bank of Ireland under the reference number C26553 and supervised by the European Central Bank. Its registered office is at 1 North Wall Quay, Dublin 1, Ireland.

This document is communicated by Citibank (Switzerland) AG, which has its registered address at Hardstrasse 201, 8005 Zurich, Citibank N.A., Zurich Branch, which has its registered address at Hardstrasse 201, 8005 Zurich, or Citibank N.A., Geneva Branch, which has its registered address at 2, Quai de la Poste, 1204 Geneva. Citibank (Switzerland) AG and Citibank, N.A., Zurich and Geneva Branches are authorised and supervised by the Swiss Financial Supervisory Authority (FINMA). In Jersey, this document is communicated by Citibank N.A., Jersey Branch which has its registered address at PO Box 104, 38 Esplanade, St Helier, Jersey JE4 8QB. Citibank N.A., Jersey Branch is regulated by the Jersey Financial Services Commission. Citibank N.A. Jersey Branch is a participant in the Jersey Bank Depositors Compensation Scheme. The Scheme offers protection for eligible deposits of up to £50,000. The maximum total amount of compensation is capped at £100,000,000 in any 5-year period. Full details of the Scheme and banking groups covered are available on the States of Jersey website www.gov.je/dcs, or on request.

Citi may offer, issue, distribute or provide other services in relation to certain unsecured financial instruments issued or entered into by BRRD Entities (i.e., EU entities within the scope of Directive 2014/59/EU (the BRRD), including EU credit institutions, certain EU investment firms and / or their EU subsidiaries or parents) (BRRD Financial Instruments).

In various jurisdictions (including, without limitation, the European Union and the United States) national authorities have certain powers to manage and resolve banks, broker dealers and other financial institutions (including, but not limited to, Citi) when they are failing or likely to fail. There is a risk that the use, or anticipated use, of such powers, or the manner in which they are exercised, may materially adversely affect (i) your rights under certain types of unsecured financial instruments (including, without limitation, BRRD Financial Instruments), (ii) the value, volatility or liquidity of certain unsecured financial instruments (including, without limitation, BRRD Financial Instruments) that you hold and / or (iii) the ability of an institution (including, without limitation, a BRRD Entity) to satisfy any liabilities or obligations it has to you. In the event of resolution, the value of BRRD Financial Instruments may be reduced to zero and or liabilities may be converted into ordinary shares or other instruments of ownership for the purposes of stabilisation and loss absorption. The terms of existing BRRD Financial Instruments (e.g., date of maturity or interest rates payable) could be altered and payments could be suspended.

There can be no assurance that the use of any BRRD resolution tools or powers by the BRRD Resolution Authority or the manner in which they are exercised will not materially adversely affect your rights as a holder of BRRD Financial Instruments, the market value of any investment you may have in BRRD Financial Instruments and/or a BRRD Entity's ability to satisfy any liabilities or obligations it has to you. You may have a right to compensation from the relevant authorities if the exercise of such resolution powers results in less favourable treatment for you than the treatment that you would have received under normal insolvency proceedings. By accepting any services from Citi, you confirm that you are aware of these risks.

In Canada, Citi Private Bank is a division of Citibank Canada, a Schedule II Canadian chartered bank. References herein to Citi Private Bank and its activities in Canada relate solely to Citibank Canada and do not refer to any affiliates or subsidiaries of Citibank Canada operating in Canada. Certain investment products are made available through Citibank Canada Investment Funds Limited ("CCIFL"), a wholly owned

subsidiary of Citibank Canada. Investment Products are subject to investment risk, including possible loss of principal amount invested. Investment Products are not insured by the CDIC, FDIC or depository insurance regime of any jurisdiction and are not guaranteed by Citigroup or any affiliate thereof.

This document is for information purposes only and does not constitute an offer to sell or a solicitation of an offer to buy any securities to any person in any jurisdiction. The information set out herein may be subject to updating, completion, revision, verification and amendment and such information may change materially.

Citigroup, its affiliates and any of the officers, directors, employees, representatives or agents shall not be held liable for any direct, indirect, incidental, special, or consequential damages, including loss of profits, arising out of the use of information contained herein, including through errors whether caused by negligence or otherwise.

CCIFL is not currently a member and does not intend to become a member of the Mutual Fund Dealers Association of Canada ("MFDA"); consequently, clients of CCIFL will not have available to them investor protection benefits that would otherwise derive from membership of CCIFL in the MFDA, including coverage under any investor protection plan for clients of members of the MFDA.

Bahrain: IN BAHRAIN, CITI PRIVATE BANK OPERATES UNDER SPECIFIC APPROVAL ISSUED ON THE BASIS OF CITIBANK, N.A., BAHRAIN BRANCH'S BANKING LICENSE

Marketing and distribution of Investment Funds to clients in Bahrain requires Notification to the Central Bank of Bahrain and will be limited to UHNWI as defined below. Minimum investment subscription criteria will apply for products for all subscriptions for Bahrain domiciled clients.

Ultra-high net worth investors are:

- (a) Individuals who have a minimum net worth (or joint net worth with their spouse) of USD 25 million or more
- (b) Companies, partnerships, trusts or other commercial undertakings, which have financial assets available for investment of not less than USD 25 million; or
- (c) Governments, supranational organisations, central banks or other national monetary authorities, and state organisations whose main activity is to invest in financial instruments (such as state pension funds).

GLOBAL CONSUMER BANK (Asia Pacific and EMEA):

"Citi analysts" refer to investment professionals within Citi Research ("CR"), Citi Global Markets Inc. ("CGMI"), Citi Global Wealth Investments ("CGWI") and voting members of the Citi Global Investment Committee. Citibank N.A. and its affiliates / subsidiaries provide no independent research or analysis in the substance or preparation of this document.

The information in this document has been obtained from reports issued by CGMI and CGWI. Such information is based on sources CGMI and CGWI believe to be reliable. CGMI and CGWI, however, do not guarantee its accuracy and it may be incomplete or condensed. All opinions and estimates constitute CGMI and CGWI's judgment as of the date of the report and are subject to change without notice. This document is for general information purposes only and is not intended as a recommendation or an offer or solicitation for the purchase or sale of any security or currency. No part of this document may be reproduced in any manner without the written consent of Citibank N.A. Information in this document has been prepared without taking account of the objectives, financial situation, or needs of any particular investor. Any person considering an investment should consider the appropriateness of the investment having regard to their objectives, financial situation, or needs, and should seek independent advice on the suitability or otherwise of a particular investment. Investments are not deposits, are not obligations of, or guaranteed or insured by Citibank N.A., Citigroup Inc., or any of their affiliates or subsidiaries, or by any local government or insurance agency, and are subject to investment risk, including the possible loss of the principal amount invested. Investors investing in funds denominated in non-local currency should be aware of the risk of exchange rate fluctuations that may cause a loss of principal. Past performance is not indicative of future performance, prices can go up or down. Investment products are not available to US persons. Investors should be aware that it is his/her responsibility to seek legal and/or tax advice regarding the legal and tax consequences of his/her investment transactions. If an investor changes residence, citizenship, nationality, or place of work, it is his/her responsibility to understand how his/her investment transactions are affected by such change and comply with all applicable laws and regulations as and when such becomes applicable. Citibank does not provide legal and/or tax advice and is not responsible for advising an investor on the laws pertaining to his/her transaction.

Citi Research (CR) is a division of Citigroup Global Markets Inc. (the "Firm"), which does and seeks to do business with companies covered in its research reports. As a result, investors should be aware that the Firm may have a conflict of interest that could affect the objectivity of this report. Investors should consider this report as only a single factor in making their investment decision.

For more information, please refer to https://www.citivelocity.com/cvr/epublic/citi_research_disclosures.

MARKET SPECIFIC DISCLOSURES

Hong Kong: This This communication is distributed in Hong Kong by Citibank (Hong Kong) Limited ("CHKL") and/or Citibank, N.A., Hong Kong Branch ("CBNA HK", Citibank, N.A. is organized under the laws of U.S.A. with limited liability). CHKL and CBNA HK provide no independent research or analysis in the substance or preparation of this communication. Although information in this communication has

been obtained from sources believed to be reliable, CHKL and CBNA HK do not guarantee its accuracy or completeness and accept no liability for any direct or consequential losses arising from its use.

This communication is for general information only, is not intended as a recommendation or an offer or solicitation for the purchase or sale of any products or services and should not be relied upon as financial advice. The information herein has not taken account of the objectives, financial situation or needs of any particular investor. Any person considering an investment should consider the suitability of the investment having regard to their objectives, financial situation and needs, and should seek independent advice before making an investment decision. You should obtain and consider the relevant product terms and conditions and risk disclosure statement, and consider if it's suitable for your objectives, financial situation or needs before making any investment decision. Investors are advised to obtain independent legal, financial and taxation advice prior to investing. Investments are not deposits, are not protected by the Deposit Protection Scheme in Hong Kong and are subject to investment risk including the possible loss of the principal amount invested.

This communication does not constitute the distribution of any information in any jurisdiction in which it is unlawful to distribute such information to any person in such jurisdiction.

CHKL does not provide discretionary portfolio management services.

Singapore: This communication is distributed in Singapore by Citibank Singapore Limited ("CSL") to selected Citigold/Citigold Private Clients. CSL provides no independent research or analysis of the substance or in preparation of this communication. Please contact your Citigold/Citigold Private Client Relationship Manager in CSL if you have any queries on or any matters arising from or in connection with this communication. Investment products are not insured under the provisions of the Deposit Insurance and Policy Owners' Protection Schemes Act of Singapore and are not eligible for deposit insurance coverage under the Deposit Insurance Scheme.

This communication is for general information only and should not be relied upon as financial advice. The information herein has no regard to the specific objectives, financial situation and particular needs of any specific person and is not intended to be an exhaustive discussion of the strategies or concepts mentioned herein or tax or legal advice. Any person interested in the strategies or concepts mentioned herein should consult their independent tax, legal, financial or other advisors, as appropriate. This communication does not constitute the distribution of any information or the making of any offer or solicitation by anyone in any jurisdiction in which such distribution or offer is not authorized or to any person to whom it is unlawful to distribute such information or make any offer or solicitation.

Before making any investment, each investor must obtain the investment offering materials, which include a description of the risks, fees and expenses and the performance history, if any, which may be considered in connection with making an investment decision. Interested investors should seek the advice of their financial adviser about the issues discussed herein as appropriate. Should investors choose not to seek such advice, they should carefully consider the risks associated with the investment and make a determination based upon the investor's own particular circumstances, that the investment is consistent with the investor's investment objectives and assess whether the investment product is suitable for themselves. Although information in this document has been obtained from sources believed to be reliable, CSL does not guarantee its accuracy or completeness and accept no liability for any direct or consequential losses arising from its use.

CSL does not provide discretionary portfolio management services

UAE: This document is distributed in UAE by Citibank, N.A. UAE. Citibank N.A. UAE is licensed by UAE Securities and Commodities Authority ("SCA") to undertake the financial activity as Promoter under license number 602003.

Citibank N.A. UAE is registered with Central Bank of UAE under license numbers BSD/504/83 for Al Wasl Branch Dubai, 13/184/2019 for Mall of the Emirates Branch Dubai, BSD/2819/9 for Sharjah Branch, and BSD/692/83 for Abu Dhabi Branch.

This is not an official statement of Citigroup Inc. and may not reflect all of your investments with or made through Citibank. For an accurate record of your accounts and transactions, please consult your official statement. Before making any investment, each investor must obtain the investment offering materials, which include a description of the risks, fees and expenses and the performance history, if any, which may be considered in connection with making an investment decision. Each investor should carefully consider the risks associated with the investment and make a determination based upon the investor's own particular circumstances, that the investment is consistent with the investor's investment objectives. At any time, Citigroup companies may compensate affiliates and their representatives for providing products and services to clients.

United Kingdom: This document is distributed in the U.K. by Citibank UK Limited and in Jersey by Citibank N.A., Jersey Branch.

Citibank UK Limited is authorised by the Prudential Regulation Authority and regulated by the Financial Conduct Authority and the Prudential Regulation Authority. Our firm's Financial Services Register number is 805574. Citibank UK Limited is a company limited by shares registered in England and Wales with registered address at Citigroup Centre, Canada Square, Canary Wharf, London E14 5LB, Companies House Registration No. 11283101.

Citibank N.A., Jersey Branch is regulated by the Jersey Financial Services Commission. Citi International Personal Bank is registered in Jersey as a business name of Citibank N.A. The address of Citibank N.A., Jersey Branch is P.O. Box 104, 38 Esplanade, St Helier, Jersey JE4 8QB. Citibank N.A. is incorporated with limited liability in the USA. Head office: 399 Park Avenue, New York, NY 10043, USA.

© 2023 Citigroup Inc. Citi, Citi and Arc Design and other marks used herein are service marks of Citigroup Inc. or its affiliates, used and registered throughout the world.